




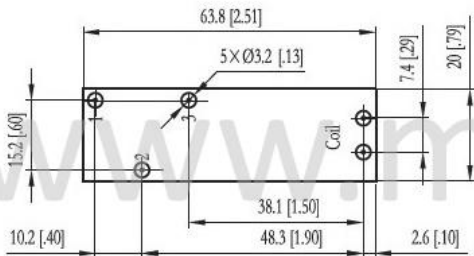
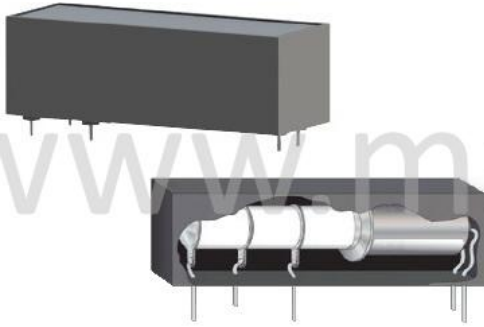
GreenStone

## V81C335

### Make & Break Load Switching — 10 kV Relays

#### PRODUCT FACTS

- SPDT version of V81;
- Vacuum dielectric for power switching low current loads;
- Flying lead version will carry 10 Amps continuous current;
- PCB mount version will carry 5 Amps continuous current.



### PRODUCT SPECIFICATIONS

Item	Unit	V81C
Contact Form	—	C
Contact Arrangement	—	SPDT
Test Voltage, DC or 60Hz (Peak)	kV	11
Rated Operating Voltage (Peak) DC or 60 Hz	kV	10
Continuous Carry Current, Max. DC or 60 Hz	A	5 30*(1)
Contact Resistance Max	Ω	0.05
Operate Time Max.	ms	10
Release Time Max.	ms	10
Operating Temperature Ambient	°C	-55 ~ +85
Shock ,11ms, 1/2 Sine (Peak)	G's	30
Vibration, Peak (50-500 Hz)	G's	10
Mechanical Life,	Cycles	2 million
Weight, Nominal	g(oz)	70.87(2.5)

### COIL RATINGS

	12	26.5	115
Nominal, Volts dc	12	26.5	115
Pick-up, Volts dc, Max.	8	16	80
Drop-Out, Volts dc	.5~5	1~10	5~50
Coil Resistance (Ω ±10%)	70	290	4700

Ratings Listed are for 25°C, Sea Level Conditions

### ORDERING INFORMATION

Sample Part Number V81 C 3 3 5

Series: \_\_\_\_\_

Contact Form: \_\_\_\_\_  
C= SPDT

Coil Voltage: \_\_\_\_\_

2 = 12 Vdc, PC Board    3 = 26.5 Vdc, PC Board  
5 = 115 Vdc, PC Board

High Voltage Connections: \_\_\_\_\_

3 = PCB Solder Connection — 5 Amp  
4 = Flying Leads— 30 Amp

Mounting: \_\_\_\_\_

5 = PC Board

Notes:

(1). 5 Amp carry for PC pin versions ,30 Amp carry for Flying lead versions .

Ordering Information:

150 Dodd Street SE, Marietta, GA. 30060 | Cage: 7JZZ8  
 Phone: (770) 973-6251 | Fax: (678) 401-3854 | EIN: 58-1857241  
 Website: www.mgs4u.com | E-Mail: sales@mgs4u.com | UEI: NSM7F253Z2F1