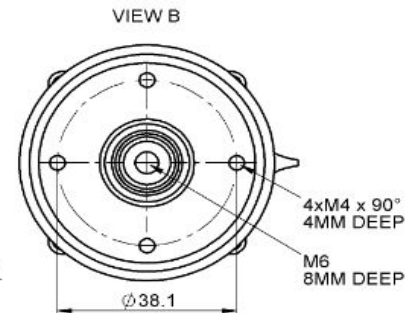
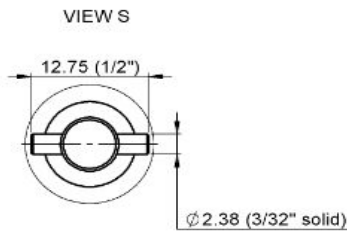
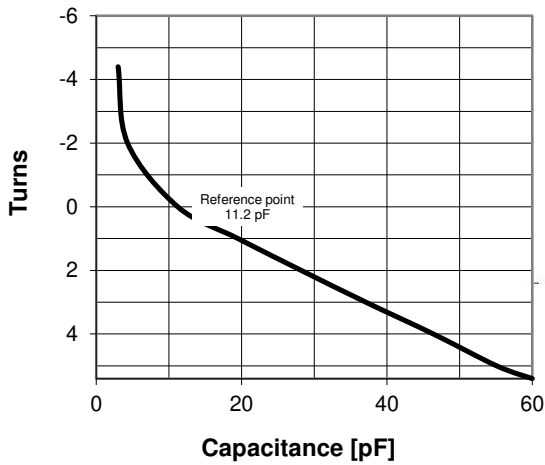
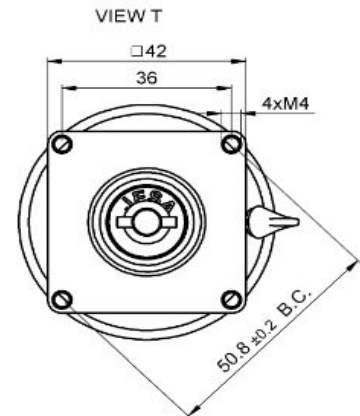
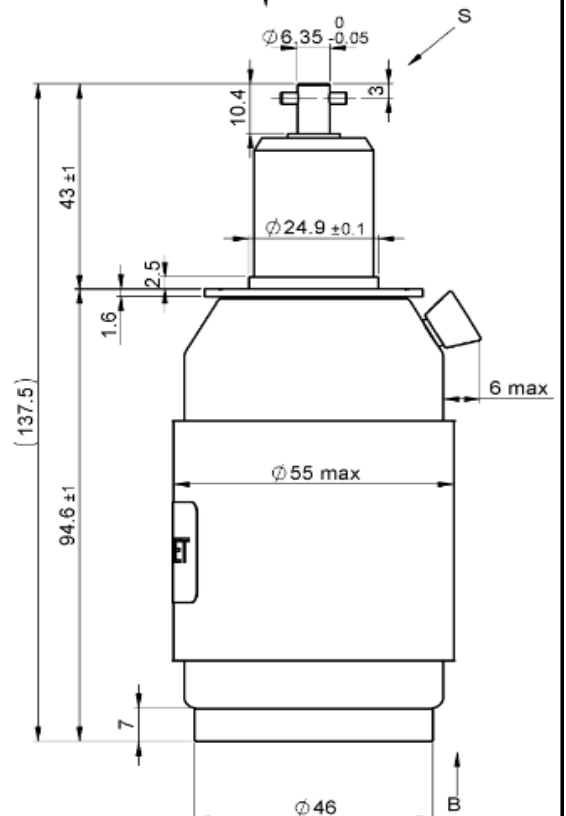
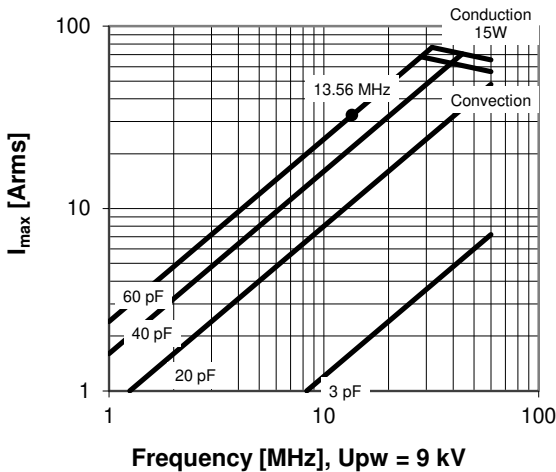


CVUN-60AC/15-BGJA

Specifications	
Capacitance C_{max} (nominal)	60 pF
Capacitance C_{min} (nominal)	3 pF
Voltage (Peak Test U_{pt} / Peak Working U_{pw})	15 kV / 9 kV
Capacitance Tolerance (linear Range)	10%
Max. Current I_{max} at 13.56 MHz with	32 Arms
Conduction Cooling	15 W
Self Inductance	≤ 8 nH
Capacitance per turn	9 pF/turn
Torque	≤ 0.2 Nm
Net Weight	0.6 kg



I_{max} at 25°C ambient and 125°C surface temp. for convection and conduction (15 W) cooling



Subject to change without prior notice

Note: Technical information in Service Bulletin SB-52 must be considered

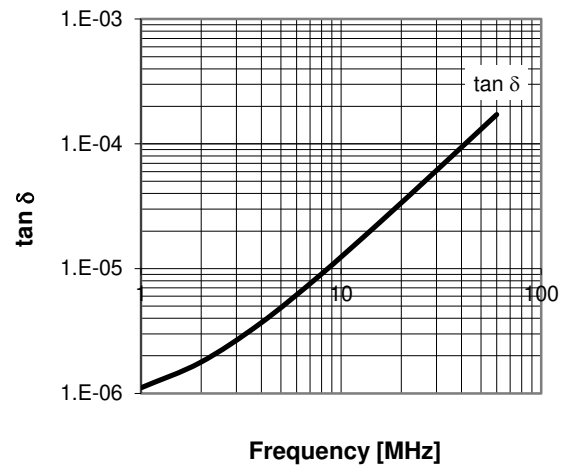
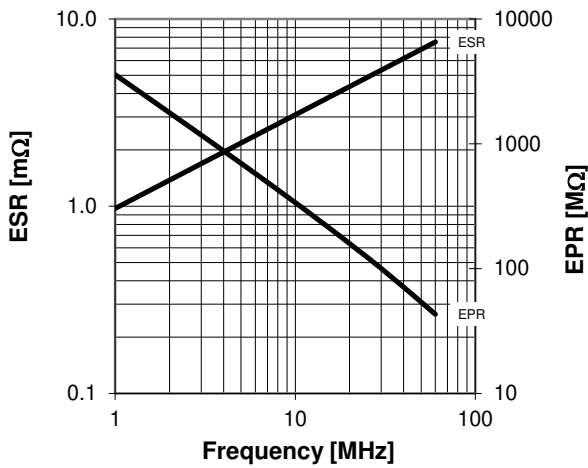
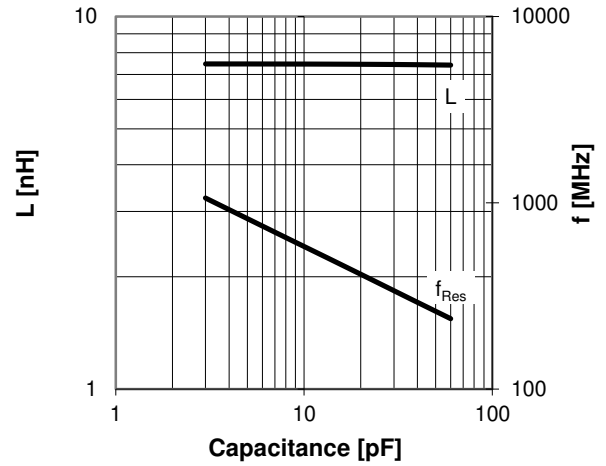
Issue: 23-May-2014

CVUN-60AC/15-BGJA

Turns	Nominal Capacitance [pF]	Tolerance
-4.4	3.0	10%
-2.0	4.3	10%
0.0	11.2	0%
1.0	19.5	10%
2.0	28.2	10%
3.0	37.1	10%
4.0	46.4	10%
5.0	55.1	10%
5.4	60.0	10%

Mechanical stop at < 3 pF at ~ -4.4 turns
Mechanical stop at > 60 pF at ~ 5.9 turns

Self inductance and resonance frequency



Subject to change without prior notice

Note: Technical information in Service Bulletin
SB-52 must be considered

Issue: 23-May-2014