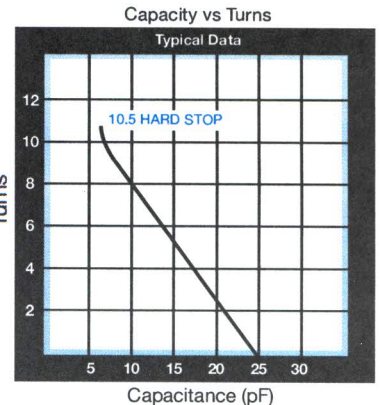
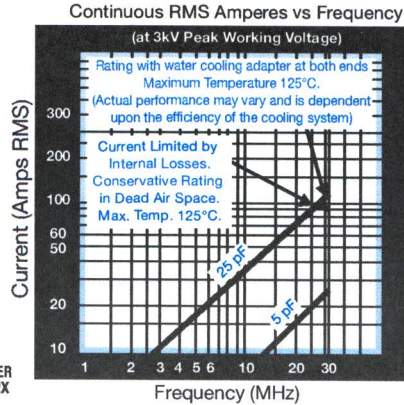
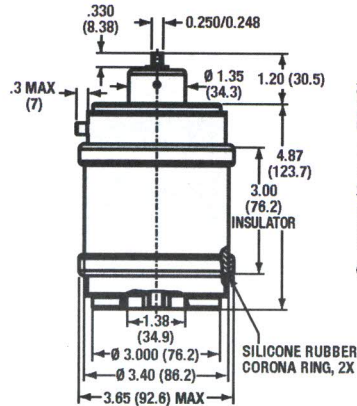


PRODUCT NUMBER	CAPACITY RANGE (pF)	VOLTAGE PEAK (kV)		CURRENT AMPS. (RMS) MAX.	INCHES LENGTH	NOM. DIMENSIONS		MILLIMETERS DIAM.	TORQUE (IN. LBS.) MAX.	DIRECT PULL (LBS.) MAX.	NOM. WEIGHT
		TEST	WORKING			DIAM.	LENGTH				
CVHD-25-45S	6.5-25	45	27	109	6.07	3.65	154	93	2.5	85	5 lb.
CVHD-25-50S	6.5-25	50	30	117	6.07	3.65	154	93	2.5	85	5 lb.
CVHD-25-55S	6.5-25	55	33	125	6.07	3.65	154	93	2.5	85	5 lb.
CADC-30-7.5S	3-30	7.5	4.5	15	4.62	1.30	117.34	33.27	1.5	20	5 oz.
CADC-30-10S	3-30	10	6.0	16	4.62	1.30	117.34	33.27	1.5	20	5 oz.
CADC-30-15S	3-30	15	9.0	17	4.62	1.30	117.34	33.27	1.5	20	5 oz.
CADD-30-0107	3-30	7.5	4.5	18	4.12	1.30	104.65	33.27	1.3	20	6.2 oz.
CADD-30-0110	3-30	10	6.0	20	4.12	1.30	104.65	33.27	1.3	20	6.2 oz.
CADD-30-0115	3-30	17.5	10.5	30	4.12	1.30	104.65	33.27	1.3	20	6.2 oz.

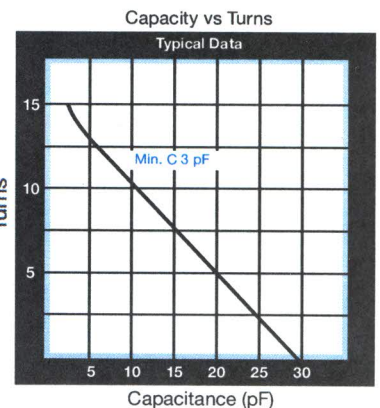
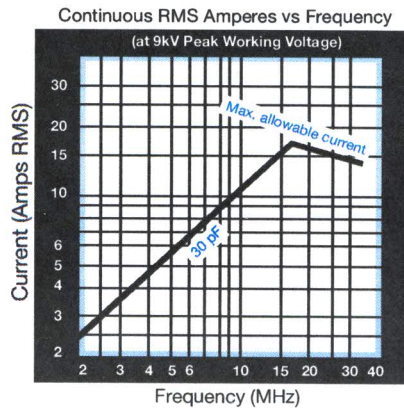
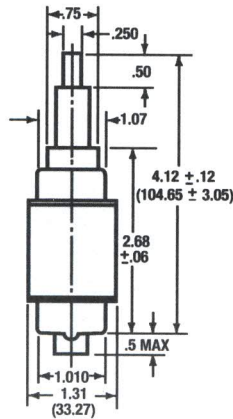
CVHD-25



Mounting: Both ends have tapped holes.

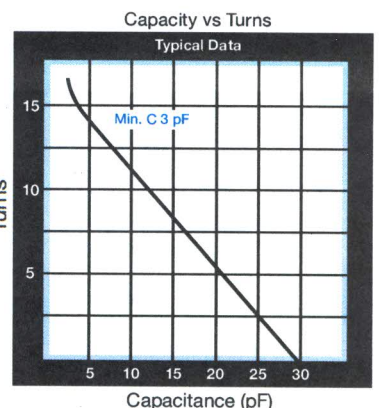
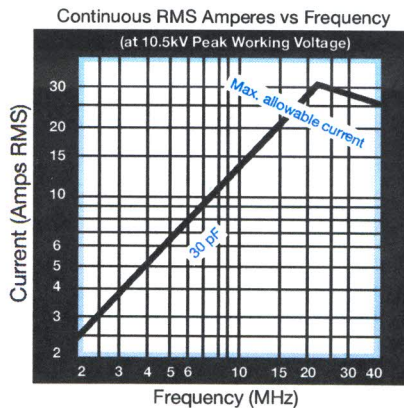
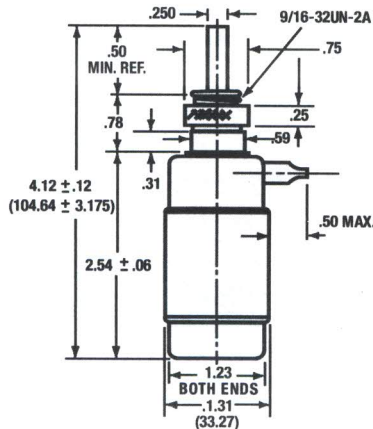
6X M5 Thread on 2.350 B.C.; 6X M4 Thread on 2.350 B.C.; Both Ends.

CADC-30



Mounting: Use Jennings No. 112304 fuse clip, or soldered-on flange-types: CADC30-XXD1834 (flanges on both ends); CADC30-XXD1823 (fixed end flange only).

CADD-30



Mounting: Fixed end has threaded hole 6-32 UNC-2B. Maximum screw length 0.17. Variable end threaded or use Jennings No. 111515 fuse clip.